

Grandma Drove the Garbage Truck

by Katie Clark

Watercolor illustrations and an action-packed story tell about Grandma's adventures as she revs through the town picking up the garbage.



Read

Before:

Introduce the book and tell the children a little bit about it. Follow that with a comment or question that is related to the story such as, *Have you ever seen a garbage truck? What was it doing?* Encourage a discussion so the children can comment, ask questions, and express their feelings. Set the stage for listening by asking an "I wonder" statement based on the cover illustration.

- I wonder why there is a balloon attached to the truck?

During:

Encourage the children to comment on the illustrations, ask questions, and predict what will happen next in the story. Children gain confidence and a sense of achievement through being able to correctly predict how a story will end. Point out "rare words" (e.g., those words that are not commonly used in every day conversation) and help the children relate the meaning in a way that makes sense to them.

Rare Words in *Grandma Drove the Garbage Truck*

- churning: to feel unsettled
- squinted: partly closing the eyes
- handkerchief: cloth for wiping nose, a square piece of fabric
- fancy: not plain, elaborately or ornately decorated
- compactor: machine that compresses garbage
- fretted: to be worried, irritated or agitated about something
- muttered: say something quietly, to grumble
- coveralls: protective over garment that covers and protects the clothes
- revved: make vehicle engine go faster
- avenue: a wide street or road in a town
- encore: extra or repeated performance
- fender: any of the corner parts of the body of a motor vehicle

After:

Discuss the story. Ask questions...

- What was wrong with Grandma's sons? Why couldn't they drive?
- What special event was happening the day they all were sick?
- What kind of flowers did Grandma run over?
- What else did she do while she was picking up trash?
- How did Grandma get involved in the parade?
- What did Grandma win?



Do

Parade Alphabet Match


Hand out the *Parade Alphabet Match* sheet to each child, read the instructions and name all the pictures. Help the children match the alphabet letters to the correct picture that begins with that sound. If desired, the children can color the pictures after they have completed the activity.

My Name: _____


Parade Alphabet match

Draw a line from the letters to the picture that starts with that letter sound.

B •




R •



F •



C •



H •



G •

